


# TJC15014 (IDC) 型条形连接器

## TJC15014 (IDC) Bar Connector

间距 (space) : 1.5mm



### 技术参数 (Specifications)

适用线规 (Applicable wires) : AWG#28~AWG#26  
( $0.08\text{mm}^2\text{--}0.13\text{mm}^2$ )

Recommended UL Grade: UL10272、UL11079  
Insulation diameter :  $\varnothing 0.70\text{mm--}\varnothing 0.83\text{mm}$

适应基板厚度 (Applicable PC board thickness) : 1.6 mm

温度范围 (Temperature range) :  $-25^{\circ}\text{C--}85^{\circ}\text{C}$

额定电压 (Voltage rating) : 100V AC/DC

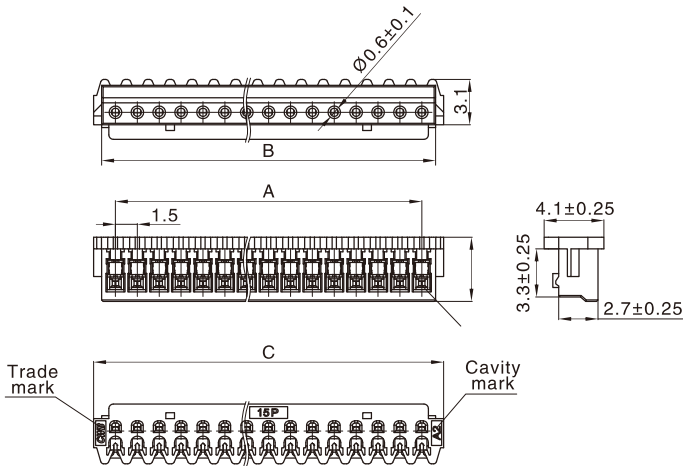
额定电流 (Current rating) : 2A

接触电阻 (Contact resistance) :  $\leq 10\text{m}\Omega$

绝缘电阻 (Insulation resistance) :  $\geq 500\text{M}\Omega$

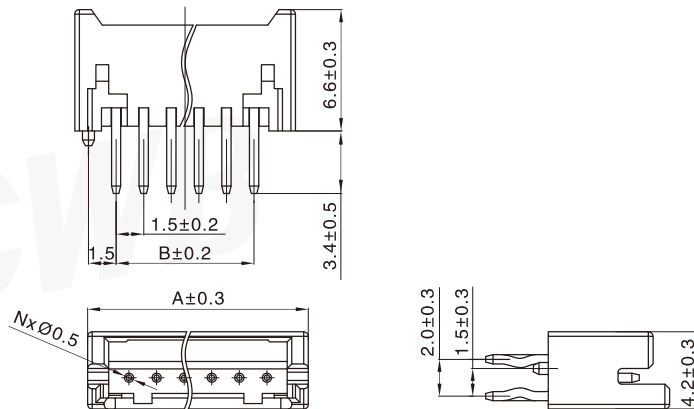
耐电压 (Withstand voltage) : 500V AC/minute

### 阴连接器 (绝缘位移连接) Receptacle (IDC)



线数 Poles	型号 Type	尺寸 Dimensions (mm)		
		A	B	C
2	TJC15014-2YI	1.5	3.4	4.5
3	TJC15014-3YI	3.0	4.9	6.0
4	TJC15014-4YI	4.5	6.4	7.5
5	TJC15014-5YI	6.0	7.9	9.0
6	TJC15014-6YI	7.5	9.4	10.5
7	TJC15014-7YI	9.0	10.9	12.0
8	TJC15014-8YI	10.5	12.4	13.5
9	TJC15014-9YI	12.0	13.9	15.0
10	TJC15014-10YII	13.5	15.4	16.5
11	TJC15014-11YI	15.0	16.9	18.0
12	TJC15014-12I	16.5	18.4	19.5
13	TJC15014-13YI	18.0	19.9	21.0
14	TJC15014-14YI	19.5	21.4	22.5
15	TJC15014-15YI	21.0	22.9	24.0
16	TJC15014-16YI	22.5	24.4	25.5
17	TJC15014-17YI	24.0	25.9	27.0
18	TJC15014-18YI	25.5	27.4	28.5
19	TJC15014-19YI	27.0	28.9	30.0
20	TJC15014-20YI	28.5	30.4	31.5
材质·表面处理 Material and Finish				
PA66+GF UL94V-0; 磷青铜 镀锡 Phos·bronze Tin·Plated				

### 阳连接器 (立式, 直插, 含小弯, 带定位柱) Header (V, DIP, W/Kink, W/Kink)



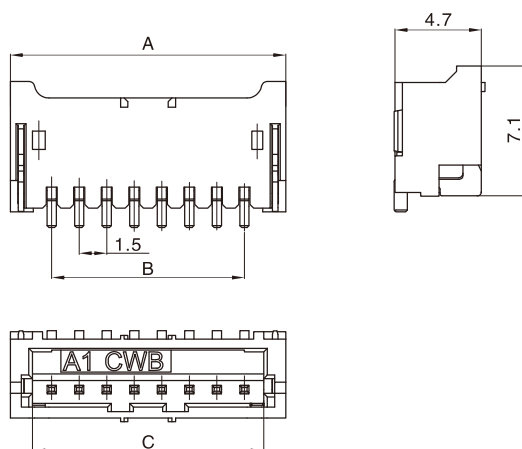
# TJC15014 (IDC) 型条形连接器

## TJC15014 (IDC) Bar Connector

间距 ( space ) :1.5mm

线数 Poles	型号 Type	尺寸 Dimensions (mm)	
		A	B
2	TJC15014-2ADK	6.0	1.5
3	TJC15014-3ADK	7.5	3.0
4	TJC15014-4ADK	9.0	4.5
5	TJC15014-5ADK	10.5	6.0
6	TJC15014-6ADK	12.0	7.5
7	TJC15014-7ADK	13.5	9.0
8	TJC15014-8ADK	15.0	10.5
9	TJC15014-9ADK	16.5	12.0
10	TJC15014-10ADK	18.0	13.5
11	TJC15014-11ADK	19.5	15.0
12	TJC15014-12ADK	21.0	16.5
13	TJC15014-13ADK	22.5	18.0
14	TJC15014-14ADK	24.0	19.5
15	TJC15014-15ADK	25.5	21.0
16	TJC15014-16ADK	27.0	22.5
17	TJC15014-17ADK	28.5	24.0
18	TJC15014-18ADK	30.0	25.5
19	TJC15014-19ADK	31.5	27.0
20	TJC15014-20ADK	33.0	28.5
材质 · 表面处理 Material and Finish			
PA66+GF UL94V-0 GWT750°C; 黄铜 镀锡 Brass Tin · Plated			

### 阳连接器 (卧式, 表面装贴) Header (H, SMT)



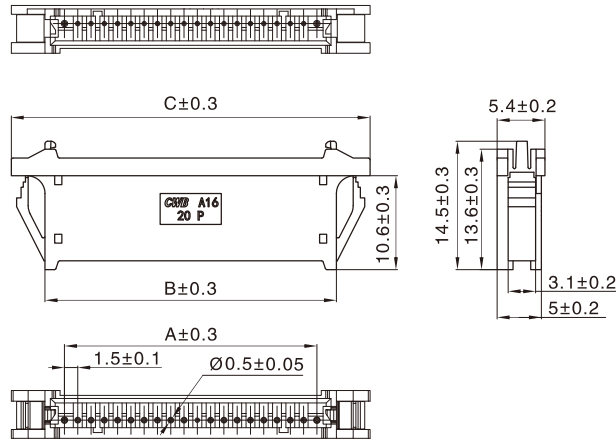
线数 Poles	型号 Type	尺寸 Dimensions (mm)		
		A	B	C
8	TJC15014-8AWB	15.0	10.5	12.6
材质 · 表面处理 Material and Finish				
PA66 UL94V-0; 黄铜 镀锡 Brass Tin · Plated				

# TJC15014 (IDC) 型条形连接器

## TJC15014 (IDC) Bar Connector

间距 ( space ) :1.5mm

### 中继连接器 (面板安装) Relay (Panel mount)



线数 Poles	型号 Type	尺寸 Dimensions (mm)		
		A	B	C
2	TJC15014-2RP	1.5	5.9	13.5
3	TJC15014-3RP	3.0	7.4	15.0
4	TJC15014-4RP	4.5	8.9	16.5
5	TJC15014-5RP	6.0	10.4	18.0
6	TJC15014-6RP	7.5	11.9	19.5
7	TJC15014-7RP	9.0	13.4	21.0
8	TJC15014-8RP	10.5	14.9	22.5
9	TJC15014-9RP	12.0	16.4	24.0
10	TJC15014-10RP	13.5	17.9	25.5
11	TJC15014-11RP	15.0	19.4	27.0
12	TJC15014-12RP	16.5	20.9	28.5
13	TJC15014-13RP	18.0	22.4	30.0
14	TJC15014-14RP	19.5	23.9	31.5
15	TJC15014-15RP	21.0	25.4	33.0
16	TJC15014-16RP	22.5	26.9	34.5
17	TJC15014-17RP	24.0	28.4	36.0
18	TJC15014-18RP	25.5	29.9	37.5
19	TJC15014-19RP	27.0	31.4	39.0
20	TJC15014-20RP	28.5	32.9	40.5
材质 · 表面处理 Material and Finish				
PBT UL94V-0; 黄铜 镀锡 Brass Tin · Plated				

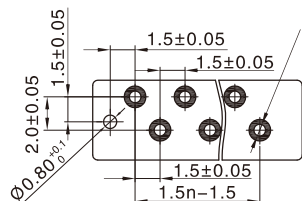
# TJC15014 (IDC) 型条形连接器

## TJC15014 (IDC) Bar Connector

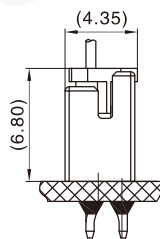
间距 ( space ) : 1.5mm

### 安装尺寸 Mounting Measurement

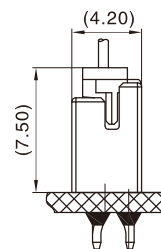
#### TJC15014-nADK



PCB Layout

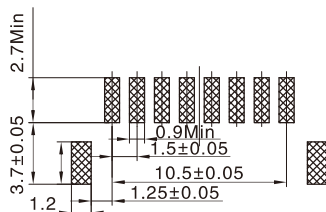


Assembly View  
(TJC15014-nADK&TJC15014-nYI)  
(FYI)

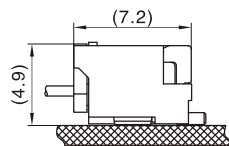


Assembly View  
(TJC15014-nADK&TJC15014-nY)  
(FYI)

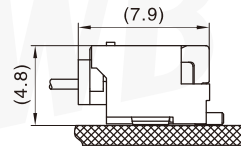
#### TJC15014-8AWB



PCB Layout




Assembly View  
(TJC15014-8AWB&TJC15014-8YI)  
(FYI)

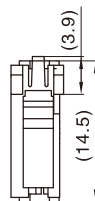


Assembly View  
(TJC15014-8AWB&TJC15014-8Y)  
(FYI)

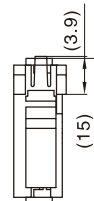
#### TJC15014-nRP



Panel Layout



Assembly View  
(TJC15014-nRP&TJC15014-nYI)  
(FYI)



Assembly View  
(TJC15014-nRP&TJC15014-nY)  
(FYI)